

Header designed by Share Sze Yiu, Crystal 1A

KCBC Hay Nien (Yan Ping) Primary School  
Advisor: Mr. Li Chor On

Phone: 26053811

Fax: 26949781

Website: <http://www.hnyp.edu.hk>

June 2018

Editors: Mr. Gilbert, Ms Lee Siu Man, Ms Gan Ching Ching, Ms Chu Ka Yee, Ms Mak Tin Wan, Mr. Lai Yue Hin, Ms Ho Ka Yan



## Editorial

by Mr. Gilbert

We all want our family, schoolmates and friends to love and care for us. Do you always love and care for others?

Do you show it at school? What do you do if you see a schoolmate fall down or being sick? Do you turn the other way and walk off? Do you try to help?

Would you like others to walk the other way or come over and help? Please have a good think about all these questions.

Enjoy this edition of HNYP Post which is all about loving and caring, our school's theme this year.



## Fabulous Friday!



This year, we had enjoyable Friday recess activities in the English Wonderland. It was promoted every Friday at morning assembly.

From board games to tablets installed with English game apps, we all had lots of fun! Children brought their English passports to collect chops so they could redeem a prize. They can be extremely competitive but usually help each other nicely.

Kids raced to be the first to line up and it was all great fun!



## English Day 2018

English Day was on 23<sup>rd</sup> May, 2018. Students were amused and learnt English through different activities.

The English Drama Group performed the drama *Who stole our treasure?* P.3-5 students enjoyed the show and have learnt more about sea pollution and environmental protection. Besides, P.1-2 students took part in the Inter-class Singing Contest. Their performance was entertaining and their singing was beautiful.


At recess, students joined the Inter-class Tongue Twister Competition. It was exciting since all participants spoke really fast and clearly! Moreover, P.6 students watched the movie *Wonder* which gave them a lesson in loving and helping one another. They did a movie review and shared their ideas afterwards.

Which activity did you like most? What activities would you like to have for English Day next year? Share your ideas with your teachers and schoolmates.






# Love and Care Activities



Students had different class activities about the theme, *Love and Care*. Students were encouraged to express their own feelings and share ideas with others.

In the junior levels, P.1 students wrote postcards to share their school life with their classmates. P.2 students wrote messages to their family members and promised to help at home. P.3 students built birthday trains and sent birthday greetings to one another.



In the senior levels, P.4 students set personal goals for 2018 and prepared cards to tell their parents about their goals. P.5 students created songs about their loving school. P.6 students gave a farewell speech to share their feelings about graduation.



**School is Happy**  
Sheng Chang Le, Ken 5A

School's a place full of pleasure and love,  
Confidence, fun and gladness.  
School's the place we get together,  
To learn and to share.

Here we share food with classmates,  
Here we help teachers get the things,  
Say positive things,  
Smile every day.

School's the place we get together,  
Our perfect school.



**School is Warm**  
Gong Xinyue, Bridget 5C

School's a place full of love, care,  
Warmth and fun,  
School's the place we can sing, read,  
Play football and skip.

Here we share snacks with our classmates,  
Here we share books with our classmates,  
Here we help teachers to carry books,  
We help one another with love and care.

School's the place we get together,  
Our lovely school.







# Reading Fun



## No Mail for Mitchell



Catherine Siracusa

Mitchell is a postman. Every day he delivers ① mail to Mr. Owl, Mr. Mouse and other animals. However, when he comes home, he never gets mail.

"There's nothing for me again!" he cries. "Everyone else gets mail!" Then he writes himself a nice letter and goes out to post it. It is stormy ② though and the wind blows his letter away.

Mitchell goes home, feeling so sad. His boss, Mr. Pig asks him, "It's late but can you deliver a box to Bobby Bear?"

He rushes ③ to the post office, gets the box and rushes to Bobby Bear's with it. It is so wet and rainy and he steps in many puddles ④. Finally he arrives and delivers the box.



Mitchell is too tired so he gets home quickly. Poor Mitchell gets sick! The next two days, he spends all day in bed. On the third day, the doorbell rings. It is Mr. Pig with a big bag...

1 deliver(s) 送遞 2 stormy 暴風雨的 3 rush(es) 奔、衝 4 puddle(s) 泥漿



### Thinking Time

Why does Mr. Pig come to see Mitchell? What is inside the big bag? Can Mitchell get back to work at the post office?

If you want to know about the ending of the story, don't hesitate and quickly read the book in the school library.

### Write to Mitchell

Imagine you are one of the animals in the story. Would you write to poor Mitchell who is feeling sick?



### More to Read!

#### Let's watch some storytelling videos.

Do you want to read more English stories? Here are some popular YouTube channels which provide storytelling videos. Scan the QR Code and watch the videos. Let's enjoy reading!



Happy Cultivated



Storyline Online



Storytime Anytime

## Books for Promotion

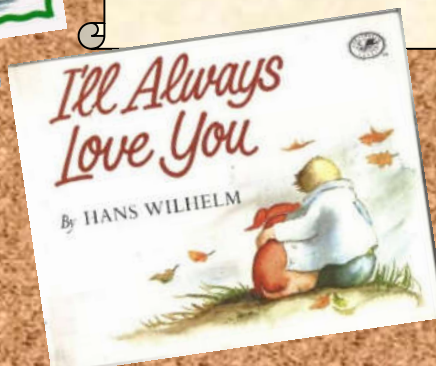

Here are some great books about the theme, "Love and Care". Let's visit the school library and read the books!

### Junior level

Big Book: I love my Family


Growing up Series

- Sharing
- Being Kind
- Being helpful
- Owning up



### Senior Level




I'll Always Love You  
Bobby the Courageous Penguin  
Teacher David the Dolphin







# Crossword Puzzle




2  3  4 

1  e

i







5  e

Share the Love

6  g

(Answers at the bottom)

## How can you love and care about others?

- I help my mother to do the \_\_\_\_\_ at home. 
- Be \_\_\_\_\_ to others. Say 'Good morning' when you meet your teachers. 
- \_\_\_\_\_ your friends when they fail in exams. Tell them not to give up. 
- \_\_\_\_\_ one another. Stop and listen when someone is talking. 
- Help people who are in \_\_\_\_\_. 
- Hug and say to your parents, 'I \_\_\_\_\_ you!' 

## Quiz: Being a Helpful Star

A: no stars B: ★ C: ★★ D: ★★★

Read and answer the questions. Then calculate the marks to see how helpful you are.

### 1. How often do you tidy your bedroom?

- A. Never, because I hate tidying
- B. Once a week
- C. Usually
- D. Every day



### 2. Do you take the rubbish out?

- A. No, I don't
- B. Yes, only when my mother is angry
- C. Yes, I take the rubbish out once a week
- D. I take the rubbish out every day



### 3. Do you help with the housework?

- A. Never
- B. Once a week
- C. Only on Saturdays and Sundays
- D. Every day, because I like helping at home

### 4. What will you do when your teacher is sick?

- A. It's none of my business
- B. Say 'Take care, teacher. Get well soon.'
- C. Give him/her some water
- D. Draw him/her a card

**0-2 stars:** Oh! Please try to help and care about others. Show your love.

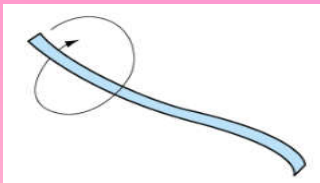
**3-6 stars:** You are trying to help others. Don't hesitate about that!

**7-10 stars:** Very Good! You are helpful most of the time. Keep it up!

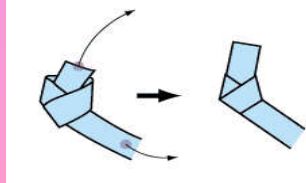
**11-12 stars:** Excellent! You are such a warm and considerate person. You must have lots of friends.

## Origami Lucky Star

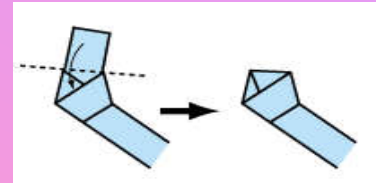
Let's learn how to make stars with paper strip. Make a jar of lucky star and send it to the one you love.



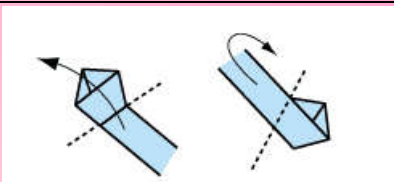
1. Start with a strip of paper. Tie a "knot" at the end of it.



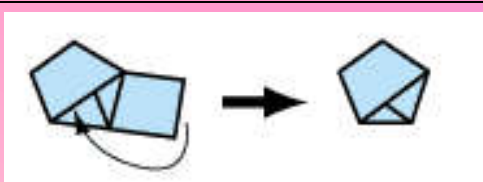
2. Pull gently to tighten, then flatten.



3. Fold the end down and tuck it into the knot. Cut it if it is too long.



4. Wrap the other end of the strip around and around the pentagon.



5. Keep wrapping until you get to the end. Tuck the last bit into the pouch.



6. Make this pentagon into a star. Use your fingernail to press on the centre of each of the edges, gently and slowly. Now your little cute lucky star is ready!

## Origami

is a Japanese word. "Ori" means "folding" and "kami" (changed to **gami**) means "paper".

- Answers for Crossword Puzzle:
1. housework
  2. polite
  3. encourage
  4. respect
  5. need
  6. love