



Header designed by Wong Kwan Nga, Gloria 5C

KCBC Hay Nien (Yan Ping) Primary School
Advisor: Miss Tao Kim Kwok

Phone: 26053811

Fax: 26949781

Website: <https://www.hnyp.edu.hk/> July 2023

Editors: Mr. Gilbert, Mr. Dean, Miss Gan Ching Ching, Miss Kwok Ah Lam, Miss Li Tsz Ying



Editorial

By Mr. Gilbert

This year's HNYP Post is all about our School's English slogans.

They are displayed around the school. Can you remember them?


'Hope for the future' means there are *good* things to look forward to.

'Never give up' means be **determined** and **work hard** on a task until it's finished.

'Yearn to learn' reminds us of the *excitement* of gaining more knowledge.

'Positive Minds' means to keep an *upbeat* and *cheerful* attitude.

Of course it's not always easy to apply these slogans but let's all try our best, each and every day!



Our New Facilities



Legoland

Did you notice there is a new room on the campus this year?

You are right! We have a Legoland on the 1st floor. We get to have fun and build Lego in our 9th lesson. It builds our creativity and teamwork spirit.




Magnetic whiteboard wall

Do you know that we can draw and write on these walls? There are pieces of magnetic whiteboards for us to stick and write. We can take them off and draw. It is a great way for us to show off our ideas.

Digital whiteboard

There are new digital whiteboards in our classrooms. We can do a lot of fun things with them. They are a combination of blackboards and computers! We play interactive games with the multi-touch function. Teachers can write and save their colourful notes for us after lessons. There are so many ways for us to explore the boards.



New English Activities



Thank goodness we finally returned to whole day school this year. Extra-curricular classes were held weekly. We played fun word games, did puzzles and sang songs. It's really been a very busy, yet enjoyable time.

'No-Heat' Cooking Class

P.1-4 classes had the chance to make yummy food through the 'no-heat' cooking class. They made wraps, fruit skewers and sandwiches. Children certainly didn't go hungry. They completed reflective tasks after making the food.



English Acers

P.3 had our Acer's class where we had fun changing the script to popular fables Jack and the Beanstalk and Alice in Wonderland. We also created a new school song and completed the project 'All about me'.



Science and Crafts

P.4 students enjoyed Science and Craft classes. We did exciting experiments and made items from origami and even a periscope!



Little Readers and Little Writers Classes

P.1 students enjoyed our Little Readers classes where we had fun reading and retelling our favourite stories with pictures.

P.2 students enjoyed the Little Writers classes where we expanded on the PLPRW books. We used the stories from the students' lessons and had fun writing postcards to our friends.



English Musical

P.3-6 students had the opportunity to receive English musical training. Throughout the training, they were able to develop their acting skills and perform a drama through singing and dancing. Additionally, they will be participating in a large-scale performance at the end of the school year.



Emoji Code Breaker

Can you guess the words correctly? (Answers on P.2)

A	B	C	D	E	F	G	H	I	J	K	L	M
😊	😄	😁	😂	😘	😍	😍	😊	😎	😜	😘	😝	😊
N	O	P	Q	R	S	T	U	V	W	X	Y	Z
😊	😬	😇	😝	😘	😱	😊	😊	🌳	🌸	🌹	🌈	👍



Craft Time

How to make a Kendama?

You will need:

- A paper cup
- A sharp pencil
- Sticky tack
- Sticky tape
- Scissors
- String
- Tinfoil
- Pens or crayons



1 First, decorate the paper cup.



2 Next, make a hole in the bottom of the cup.



3 Then, cut a piece of string (about 50 cm).



4 Finally, scrunch the foil sheet around the end of the string to make a ball. Now you can try to catch the ball in the cup by swinging the cup!



5 After that, tape the other end of the string in the middle of a sheet of tinfoil.



6 Next, tape one end of the string inside the cup.



Reading in HNYOP



The online reading platform, Highlights Library Reading is newly introduced to our students this year. Around 3000 e-books within 10 categories, including fiction and non-fiction, are provided for students' self-directed reading.

Have you ever tried rewriting stories which you have read, or even creating your own stories? Let us all be an author! How about starting with one of the classic stories, *Goldilocks and the Three Bears*?



Funny Story Factory



Choose the pictures or words and create a new version of the story.

Once upon a time, there was a little girl named Goldilocks. One day, she went for a walk in the woods and saw the (🏠/🏡) of the three (🐻/🦄). Inside she saw three bowls of (🍲/🍪) on the table. Goldilocks was hungry so she decided to eat all of them.

After that, Goldilocks decided to take a nap. She went upstairs and saw three beds. One was (prickly / pink), one was (fluffy / green), and one was (just right / blue).

While Goldilocks was sleeping, the (🐻/🦄) returned. She was (😊/😞) and (became friends with the animals / cried at the top of her lungs and ran away).

Story Writing Competition



Let's read the stories of the champions in different levels!



In a Blue, Blue Ocean

By Chan Siu Ki, Cecilia 2A

In a blue, blue ocean, there is a blue, blue whale.
And near that blue, blue whale, there is a blue, blue shark.
And near that blue, blue shark, there is a big blue, blue fish.
And near that big blue, blue fish, there is a small blue, blue fish.
And near that small blue, blue fish, there is - A GEM!



The Little White Cat

By Yau Yi Nga, Ava 4A

Once upon a time, there was a little white cat who had a bag of pumpkins. She said, 'I will take it home and make a pumpkin pie.'


The little white cat asked a dog, a rabbit and a duck, 'Will you help me lift my bag of pumpkins?'

The dog said, 'No!' The rabbit said, 'No!' The duck said, 'No!' The little white cat said, 'Then I will make it myself.'

One hour later, the pumpkin pie smelled so yummy! The little white cat asked, 'Who will help me eat the pie?'

The dog said, 'Yes, I will!' The rabbit said, 'Yes, I will!' The duck said, 'Yes, I will!' The little white cat said, 'You did not help me lift my pumpkins so I will not share my pumpkin pie with you!'

The dog, the rabbit and the duck were so sad!



The Little Monkey, the Ripe Grape and the HUNGRY FOX

By Wong Kwan Nga, Gloria 5C



Hello, Little Monkey! What are you doing?

Oh, I see. Are you going to eat that ripe grape?

But Little Monkey, haven't you heard about the Hungry Fox?

Oh! The Hungry Fox can see a ripe grape a mile away.

Squeal! Squeal! Squeal!

The Fox will tromp through the forest on his hungry feet, and SNIFF! SNIFF! SNIFF! Find the grape.

No matter where it is hidden.


(Monkey) I will hide it under the leaves. Or how it is disguised. Now the ripe grape looks like a gentleman. It wears a hat.

Quick! There's only one way in the whole wide world to save a ripe grape from the Hungry Fox!



Sir Small and the Dragonfly (Rewriting the story ending)

By Liu Le Yan, Dora 6B



The cave was in a mountain far away. Sir Small saw the dragonfly immediately when he arrived. The dragonfly was very big. It had sharp teeth and a pair of big wings.

Lady Teena was tied up. She was trying to untie the ropes. Sir Small didn't feel scared. He was brave. He came up with a plan before going in. He knew that the dragonfly was way too big so it would be hard to beat it.

Sir Small told the dragonfly that there was a river nearby with lots of delicious bugs along it. The dragonfly was as silly as a goose and followed him. When they arrived at the river, there weren't any bugs. There were a lot of hungry frogs instead. They quickly ate the dragonfly.

In the end, Sir Small returned to the cave. He cut the ropes and saved Lady Teena. When they were back to the town, people felt surprised. Sir Small lived happily with Lady Teena ever after.

S is for Spring

By Wong Joanna Luo 3C



S is for seeds on the ground.

P is for plants in the garden.

R is for rainbows in the sky.

I is for insects in the grass.

N is for nests in the tree.

G is for giraffes in a safari park.

SPRING is beautiful!

